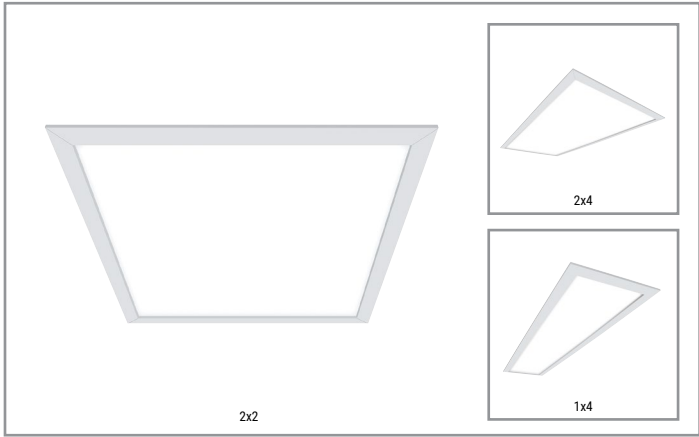


Project		Catalog #		Type	
Prepared by		Notes		Date	



Metalux

CGT

LED Backlit Panel

Typical Applications

Offices • Education • Healthcare • Retail



Interactive Menu

- Order Information [page 2](#)
- Photometric Data [page 4](#)
- Product Warranty

Product Certification



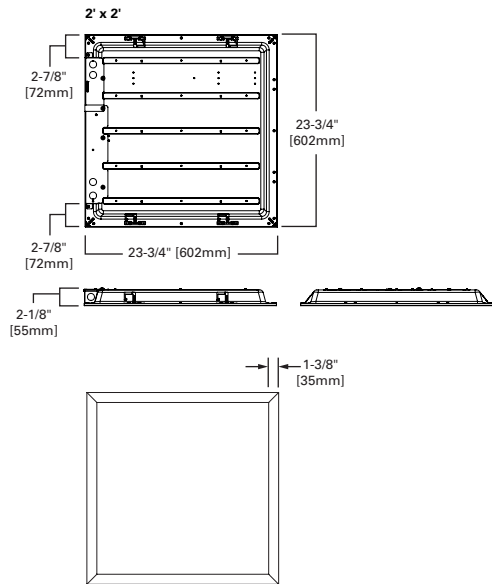
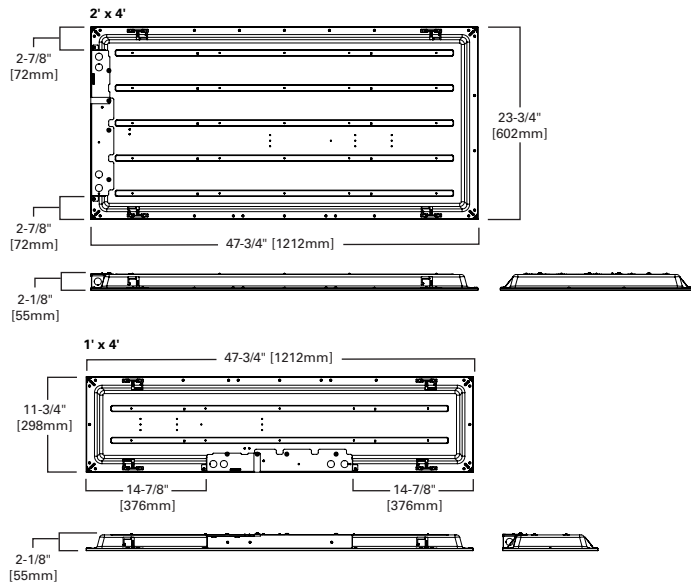
Product Features



Top Product Features

- Steel housing is post-painted to increase efficacy, facilitate installation, and inhibit corrosion
- Acrylic micro-optics provide uniform illumination across the entire lens
- Extruded aluminum door frame with welded and ground mitered corners, tightly seals to the housing for optimal performance and aesthetics
- 2-1/8" overall height ideal for shallow plenums
- Projected lumen maintenance based on TM21 testing standards is >L84, @60,000 hours

Dimensional and Mounting Details



Ordering Information/Performance

UNV (120-277)

Catalog	Size	UPC	CCT	CRI (Min)	Delivered Nominal Lumens	Watts		Efficacy (lm/W)		Input Current (A)	
						120V	277V	120V	277V	120V	277V
14CGT4035C	1x4	080083879526	3500K	80	4189	39.4	38.8	106	108	0.33	0.15
14CGT4040C		080083879540	4000K	80	4351			110	112		
14CGT4050C		080083879861	5000K	80	4351			110	112		
22CGT3535C	2x2	080083880003	3500K	80	3449	31.4	31.7	110	109	0.2	0.09
22CGT3540C		080083880027	4000K	80	3582			114	113		
22CGT3550C		080083880041	5000K	80	3582			114	113		
24CGT4535C	2x4	080083880089	3500K	80	4268	38.8	38	110	112	0.33	0.15
24CGT4540C		080083880102	4000K	80	4432			114	117		
24CGT4550C		080083880126	5000K	80	4432			114	117		
24CGT5535C		080083880164	3500K	80	5139	46.8	46.4	110	111	0.39	0.18
24CGT5540C		080083880188	4000K	80	5337			114	115		
24CGT5550C		080083880201	5000K	80	5337			114	115		

* All SKUs stocked in multiple North American DC's.

347V

Catalog	Size	UPC	CCT	CRI (Min)	Delivered Nominal Lumens	Watts	Efficacy (lm/W)	Input Current (A)
14CGT4035C-347	1x4	80083880249	3500K	80	4190	39.9	105	0.11
14CGT4040C-347		80083880263	4000K	80	4351		109	
14CGT4050C-347		80083880287	5000K	80	4351		109	
22CGT3535C-347	2x2	80083880409	3500K	80	3449	32.6	106	0.09
22CGT3540C-347		80083880423	4000K	80	3582		110	
22CGT3550C-347		80083880454	5000K	80	3582		110	
24CGT4535C-347	2x4	80083880492	3500K	80	4268	37.9	113	0.11
24CGT4540C-347		80083880515	4000K	80	4432		117	
24CGT4550C-347		80083880539	5000K	80	4432		117	
24CGT5535C-347		80083880577	3500K	80	5139	46.7	110	0.13
24CGT5540C-347		80083880591	4000K	80	5337		114	
24CGT5550C-347		80083880614	5000K	80	5337		114	

* All SKU's stocked at Canada DC(s). 347V SKUs not available at Elk Grove Village.

Options

Catalog	Description	Example	Notes
EL7W ⁽¹⁾	7W EM Pack, Installed	22CGT3540-EL7W	Remote Indicator/Test Switch
EL14W ⁽¹⁾	14W EM Pack, Installed	14CGT4040C-EL14W	Remote Indicator/Test Switch
A3/8-4/18GDIM	6' Length, 3/8" Cable, 2 Wire, 2 Dimming Leads, Ground	24CGT4535C-A3/8-4/18G DIM	
A3/8-5/18GDIM	6' Length, 3/8" Cable, 3 Wire, 2 Dimming Leads, Ground	24CGT5540C-A3/8-5/18G DIM	
EL7W-A3/8-5/18GDIM	7W EM Pack, Installed, and 6' Flex, 3/8" Cable, 3 Wire, 2 Dimming Leads, Ground	14CGT4050C-EL14W-A3/8-5/18GDIM 22CGT3535C-EL7W-A3/8-4/18GDIM	EL7W and EL14W can be used with any of the optional flex. EM pack is always specified before (to the left of) the flex, in the catalog number.

Notes: (1) Factory installed with integral test switch/indicator/laser test. For approximate delivered lumens multiply the lumens per watt of the desired fixture by the wattage of the emergency battery pack (100 lm/W x 7=700 lumens). IES-format photometry for luminaire under emergency operation available. Battery option increases total height by 1 inch.

Surface Mounting Options ⁽¹⁾

Catalog No.	Description	UPC	A	B
CGTSURF24	2x4 CGT Surface Mount Kit	080083083107	24-5/8" [625mm]	48-5/8" [1235mm]
CGTSURF22	2x2 CGT Surface Mount Kit	080083083121	24-5/8" [625mm]	24-5/8" [625mm]
CGTSURF14	1x4 CGT Surface Mount Kit	080083083145	12-5/8" [321mm]	48-5/8" [1235mm]

Note: (1) Cannot be used with EL7W or EL14W options.

Drywall Frame Kit

Catalog No.	Description	UPC	Size
DF-24W-U	2x4 dry wall frame kit	662401232970	2x4
DF-22W-U	2x2 dry wall frame kit	662401232963	2x2
DF-14W-U	1x4 dry wall frame kit	662401232949	1x4

Suspension Kit

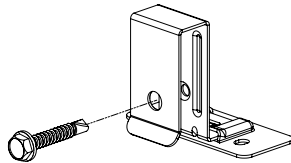
Catalog	UPC	Description
FPSUS24-B	080083876686	2 point Y-hanger suspension kit includes sleeved aircraft cable, carabiner, ceiling connection, SO cord, cord connectors and round 4" J-box cover plate
FPSUS24	080083258895	2 point Y-hanger suspension kit includes aircraft cable, carabiner, ceiling connection, SO cord, cord connectors and round 4" J-box cover plate

Mounting height from ceiling
Min. = 7-1/4" [184mm]
Max. = 27" [286mm]

Ceiling Retention

Catalog	UPC
CGTEQ	080083083084

Required by some local codes. Order one set for each fixture (Four clips per kit)

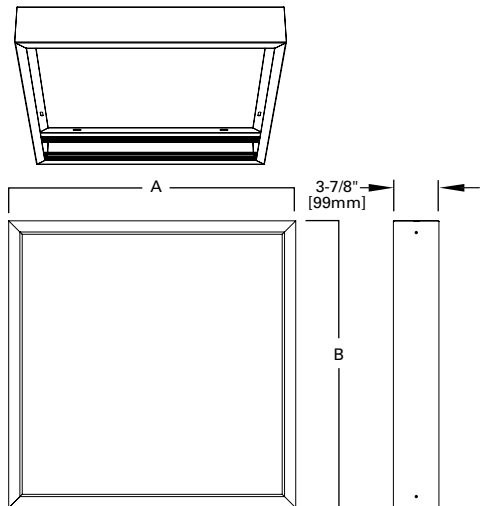


Shipping Data

	1x4	2x2	2x4
Product Weight (lb.)	7.3	6.8	11.9
Packaged Weight (lb.)	8.4	8.4	14.5
Pallet Qty	54	36	18
Pallet Size	52" x 40"	53" x 49"	

Load Data

THD	<15% THD
PF	>.94 PF



Product Specifications

Construction

- Robust die-formed steel back plate is post-painted to ensure durability
- Housing is absent of holes to resist debris/bug intrusion
- Aluminum door frame with mitered corners, tightly fastened to the housing

Mounting

- Integral grid clips provided and include suspension / wire retention features
- Grid clip includes fold up hang points. Use FPSUS24 or other desired suspension methods for direct suspension
- "Earthquake clip" accessories available
- Junction box constructed of code gauge galvanized steel with access plate
- Multiple Trade size KO provided and JBox is suitable for up to 12AWG wiring
- Surface and suspension kits available for use in grid or hard surfaces
- Factory installed flexible with dimming leads available

Controls

- Standard UNV 120 - 277V driver with 0-10V dimming, 10% standard
- Optional 347V driver with 0-10V dimming driver
- Can be used with tile mounted sensor or other remote mount controls

Electrical

- Projected lumen maintenance based on TM21 testing standards is >L84 @60,000 hours
- Driver rated for FCC part 15 Class B for use in residential or commercial applications
- LEDs are 80 CRI (minimum) and available in 3500K, 4000K, and 5000K CCT

Emergency Options

- 120V-277V integral emergency battery pack comes in 7-watts or 14-watts
- Constant power to the LED system for controlled, predictable discharge
- Remote indicator test switch
- Min. 90-minute backup period for code compliance

Optical Shielding

- Acrylic micro-optics enable uniform distribution of the LEDs for uniform lens illumination
- Frosted lens with smooth pattern delivers uniform illumination across the entire lens
- Durable lens with surface texture to minimize scratch and impact damage

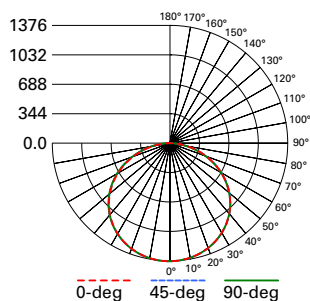
Compliance

- cULus listed for 25C ambient environments, indoor applications
- IC rated for direct insulation contact
- Damp location listed
- IESNA LM-79 and LM-80 standards compliant
- DesignLights Consortium® Qualified and classified for DLC Standard, refer to www.designlights.org for details.
- Suitable for State of California Title 24 high efficacy luminaire
- FCC part 15 class B (residential) compliant
- Meets IP5X rating from the room side with no modification needed
- Fixture is rated for NSF/ANSI standard 2 - Light fixture for Splash Zone and Non-Food Zone

Warranty

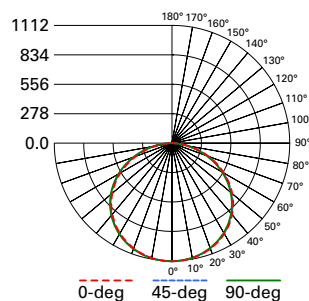
- Five year warranty
- Extended warranty to 10 years available

Photometric Data

[View IES files](#)


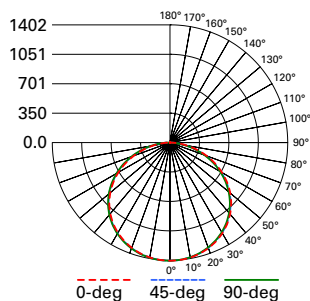
14CGT4040C

Electronic Driver
Linear LED 4000K
Spacing criterion: (II) 1.31 x mounting height, (⊥) 1.31 x mounting height
Lumens: 4351
Input Watts: 39.4W
Efficacy: 110.4 LPW
Test Report: 14CGT4040C.IES



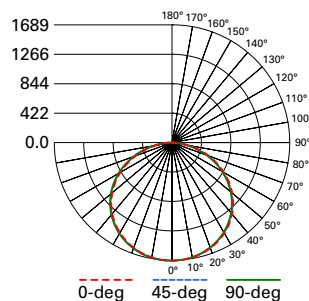
22CGT3540C

Electronic Driver
Linear LED 4000K
Spacing criterion: (II) 1.32 x mounting height, (⊥) 1.32 x mounting height
Lumens: 3582
Input Watts: 31.4W
Efficacy: 114.1 LPW
Test Report: 22CGT3540C.IES



24CGT4540C

Electronic Driver
Linear LED 4000K
Spacing criterion: (II) 1.31 x mounting height, (⊥) 1.31 x mounting height
Lumens: 4432
Input Watts: 38.8W
Efficacy: 114.2 LPW
Test Report: 24CGT4540C.IES



24CGT5540C

Electronic Driver
Linear LED 4000K
Spacing criterion: (II) 1.31 x mounting height, (⊥) 1.31 x mounting height
Lumens: 5337
Input Watts: 46.8W
Efficacy: 114.0 LPW
Test Report: 24CGT5540C.IES